



# FISH PASSAGE CENTER

847 NE 19<sup>th</sup> Avenue, #250, Portland, OR 97232

Phone: (503) 833-3900 Fax: (503) 232-1259

[www.fpc.org/](http://www.fpc.org/)

e-mail us at [fpcstaff@fpc.org](mailto:fpcstaff@fpc.org)

## MEMORANDUM

TO: Lance Hebdon, ESA Coordinator, Salmon and Steelhead  
Idaho Department of Fish and Game.

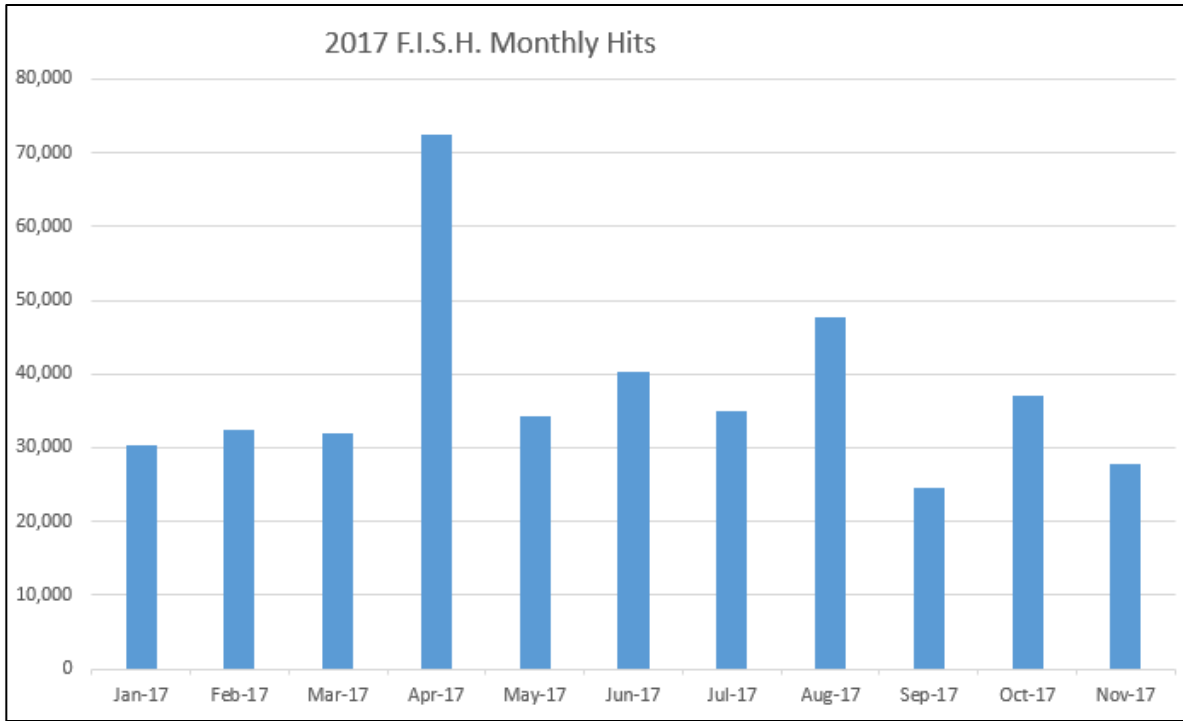
FROM: Lynnae Sutton, IT Database Management Specialist  
Fish Passage Center

DATE: 12/7/2017

SUBJECT: 2017 Follow Idaho Salmon Home (FISH) Web Statistics.

This memorandum contains the Idaho F.I.S.H. page web statistics for the period of January 1, 2017 through November 30, 2017. During this time span, there were 413,432 hits, 151,171 pageviews and 64,827 visits. The busiest month was April 2017 with 17.5% of the hits (72,556 hits, 35,064 page views and 6,797 visits) followed by August 11.5% (47,604 hits, 15,003 page views and 5,028 visits) and then June 9.7% (40,197 hits, 16,522 page views and 5,268 visits). The month with the fewest hits was September with (5.9%) 24,500 hits, 7,655 pageviews and 5,551 visits.

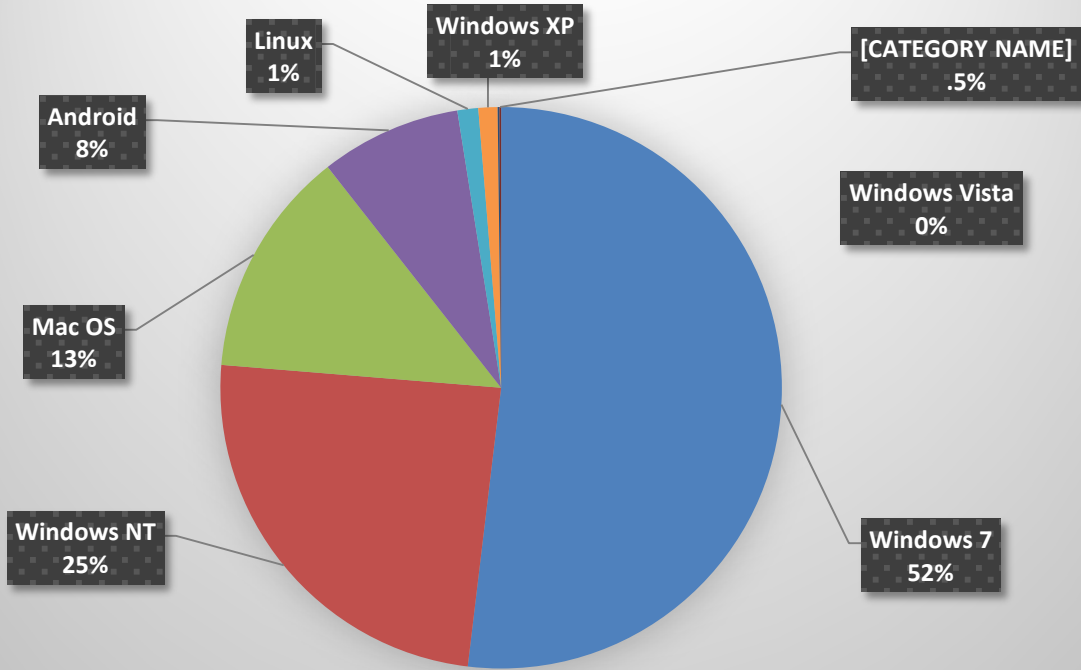
Average hits per day were 1,230 and the average page views per day were 449. The most active days were Thursdays and the least active days were Sundays. The most active state was California followed by New York, Washington and Texas. Overall the most active platform visiting the site was Windows 7 with 52% of the hits, followed by Windows NT at 25%, followed by Mac OS at 13%, followed by Android 8% and Linux with 1%. The top browser was Chrome (45%), followed by Internet Explorer (27%), Safari (20%), Firefox (6%) and other miscellaneous browsers (2%). Approximately 3.5% of the hits in 2017 were from mobile devices. There were 12,936 hits from iPhones and 1,708 hits from iPads. The top domain names were google.com (48%), unknown (13%), baidu.com (9%), state.id.us (4%), qwest.net (3%), Microsoft.com (2%), usad.com (2%), comcast.net (1%), cableone.net (1%), verizonwireless.com (1%) and noaa.gov (0.5%).



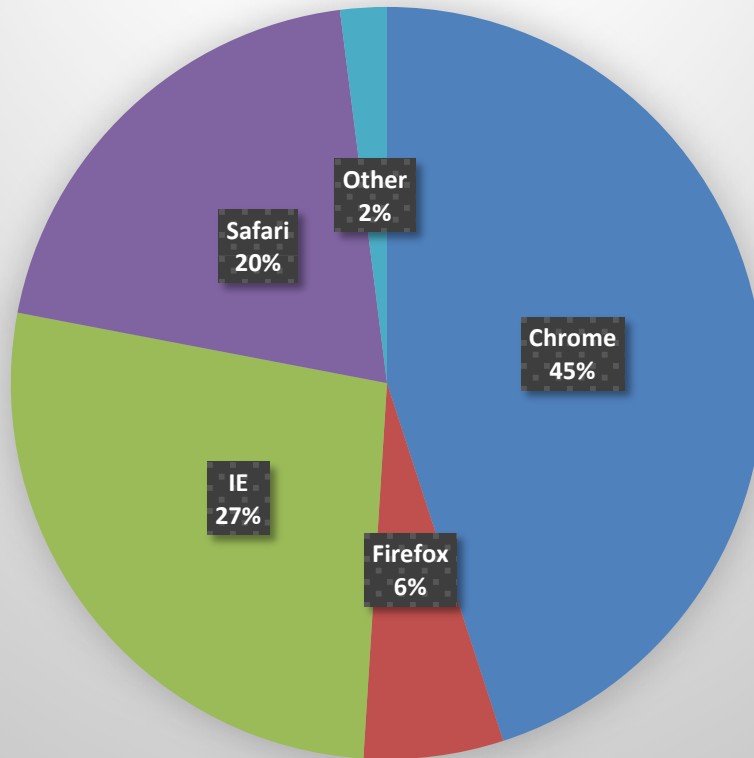
**2017 F.I.S.H. MONTHLY HITS, PAGEVIEWS AND VISITS**

	Hits	Pageviews	Visits
Jan-17	30,400	9,877	7,094
Feb-17	32,421	11,072	6,445
Mar-17	31,884	9,210	7,351
Apr-17	72,556	35,064	6,797
May-17	34,184	9,882	6,627
Jun-17	40,197	16,522	5,268
Jul-17	34,902	16,093	4,775
Aug-17	47,604	15,003	5,028
Sep-17	24,500	7,655	5,551
Oct-17	37,022	12,438	5,326
Nov-17	27,762	8,355	4,565

Percentage Top Platforms,  
F.I.S.H. 2017



## F.I.S.H. Browser Usage, 2017



## Top 50 Damains - F.I.S.H. 2017

